



KIDSTUFF

ADVENT

Advent Calendar

Enclosed in this issue you will find a sample copy of the **2004 Advent Calendar for Children**. To order copies for every child in your church, call *Creative Communications @ 1-800-325-9414*.

Another interesting resource that can also be ordered at the same time is **Let's Get Ready for Jesus**.

...Interested in more resources? See inside...

CHRISTMAS

A Prayer for before gift opening

Almighty, ever-living God, give us eyes to sense what has gone into the gifts here shared—the thoughtfulness in their selection, the care in their adornment, the love in their giving. Let us see in them tiny reflections of the great Gift of your Son, thoughtfully selected, humbly adorned, graciously given. In his holy name we pray. Amen.



A Prayer for after gift opening

O Holy Jesus, give us hearts eager to take from this place more than the material gifts here offered—the joy of friendship, the oneness of family, the warmth of generosity, and the happy message of your birth among us. Help us to share that message ... that generosity ... that oneness ... that joy. Amen.

Anglican Diocese of
Montreal
Committee for
Children's Ministry

ADVENT 2004

Inside this issue:

Advent, Christmas, General Resources	1, 2
Christmas Crafts, Game	3
ADVENT: A Jesse Tree	4
In the Kitchen— Ideas for Gifts	5
Advent Wreath Lighting Prayers	6
An Epiphany Maze	7
Kidstuff Calendar	8



**PLEASE PASS ME
ON:**

- Sunday school teachers
- Minister
- Youth workers
- Interested parents

NEW RESOURCES

At our December Kidstuff meeting we plan to reorganize and update each of the 5 Resource Libraries. New videos and Curriculum samples will be added to all the Libraries including the Bed Bug Bible Gang Video Series, and samples of the 2004-2005 Augsburg Fortress Curricula.

Don't forget Beulah Land! - Kidstuff's Interactive Felt Story Board. If your parish would like to borrow this special resource, please contact your Regional Rep to arrange for pickup (see next column for coordinates).

BEST OF BLESSINGS ADVENT, CHRISTMAS, EPIPHANY

The following programmes are available in hard copy by contacting Valerie Taylor: (see next column for coordinates):

1. Circles of Light and Life—a 2-hour event for all ages
2. The Jesse Tree Gathers the People—a 10 minute addition to the Sunday morning liturgy.
3. A Jesse Tree Celebration—An all-age eucharist featuring the Jesse tree.
4. The Mouse Ministries Christmas—Christmas worship for families with young children.
5. A Birthday Party for Jesus—A 1-hour worship experience for children aged 5 and younger.
6. The Kings and I—45-minute programme for children in church school.
7. Feast of the Kings—A one-evening session for all ages.
8. The Fir Tree—Several sessions for all ages with follow-up at worship services.

Editorial Note:

KIDSTUFF is published quarterly by The Committee for Children's Ministry, Anglican Diocese of Montreal. Its purpose is to inform and encourage parents and teachers working in children's ministry in this Diocese.

KIDSTUFF is sent to all Children's Ministry Reps in the Anglican Diocese of Montreal, and anyone else who requests it. The newsletter is free of charge.

KIDSTUFF is printed locally. It is edited by Valerie Taylor and Nancy Greene-Gregoire. We encourage you to send submissions of ideas and articles to:

KIDSTUFF

The Committee for Children's Ministry
Anglican Diocese of Montreal
1444 Union Ave. Montreal, QC, H3A 2B8

On the web at:

www.montreal.anglican.org/kidstuff

CURRENT MEMBERS:

Valerie Taylor, Chairperson,
ctm@cam.org, (514) 484-1414 (office)

Guy Grolimond, Webmaster
guygrolimond@netscape.net

The Rev. Chris Belle, Clergy Rep.
(450) 671-6481 (office)

REGIONAL REPRESENTATIVES:

Nancy Greene-Gregoire, (City)
ngreene@acm.org (514) 271-8491

Debra Shane (West Island)
dshane@colba.net (514) 694-1269

Vicky Boldo-Deschênes (Laurentians)
normand.deschenes@polyinter.com
(819) 321-2693

Eastern Townships and South Shore reps needed! If you are involved with your Sunday school children and want to be part of this team, please let Valerie Taylor know!

CRAFT: Christmas Party Crackers

GAME: Let's Go



A really fun Christmas tradition from England is the Christmas party cracker. This is a gaily wrapped party favour.

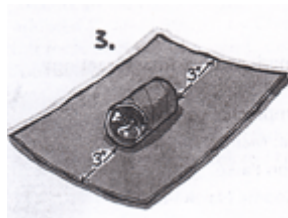
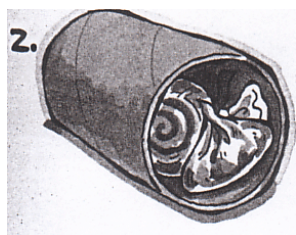

There is always a

surprise inside of the cracker.

You will need:

- Christmas wrapping paper
- Paper towel tubes
- String or ribbon
- Small favours to put inside of the crackers
- Scissors

- 1) Decide how many crackers you want to make. Cut your paper towel tubes into the desired number of equal lengths.
- 2) Fill each length of paper towel tube with the small favour(s).
- 3) Roll each tube in a piece of Christmas wrapping paper large enough to lap over each end by at least 3 inches.
- 4) Do not tape the paper: instead, twist the ends of the paper and seal your cracker by tying it with bright string or ribbon.



To make this more meaningful, why not put a small piece of paper with a verse from the Christmas story into the cracker along with the surprise?

The prayers for Advent frequently start with "stir up," our request to God to stir up or move our hearts. This game can get our hearts pumping and our bodies exercising.

Play this game with your friends.

What you need:


- Index cards
- Marker



What you do:

On 12 index cards, print a big "A" on one side. On the other side, print one of these activities:

- Hop on right foot
- Hop on left foot
- Hop with both feet
- Side kicks
- Front kicks
- Walk in place
- March in place
- Jog in place
- Jumping jacks
- Touch toes
- Push-ups
- Side bends



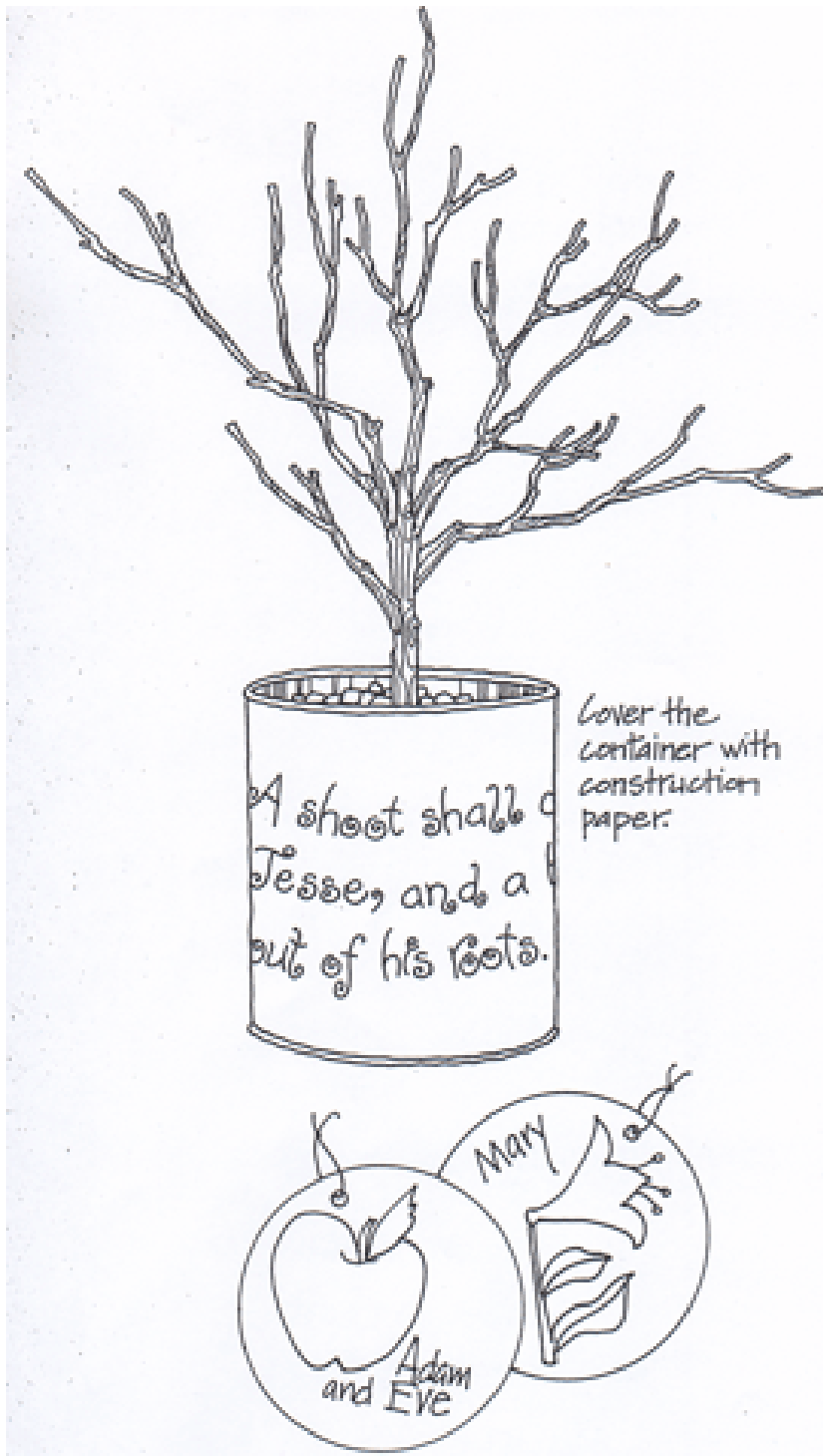
On 12 index cards print a big "R" on one side. On the other side print these repetition numbers, one on each card: 2, 4, 6, 8, 10, 12, 14, 16, 18, 20, 22, 24.

Place the "A" cards in one stack and the "R" cards in another stack. Line up by name, alphabetical order. Each player chooses the top card from each stack, and performs the specified exercise for the specified number of repetitions.

Play until everyone has had two turns, or continue as long as you like!

A JESSE TREE

The Jesse Tree, an Advent tradition that started in the Middle Ages, helps us to learn Bible stories and gives our classroom a focus on Jesus' family tree. Find a bare branch, stand it in a pot weighted down with stones, and display it in a prominent place. A bar branch reminds us of Isaiah's prophecy about David: A shoot shall come out from the stump of Jesse, and a branch shall grow out of his roots. Create ornaments for the tree, using the Jesse Tree symbols.



- A leafy branch (Isaiah 11:1)
- Garden (creation)
- Apple (Adam and Eve)
- Ark or rainbow (Noah)
- Tent (Abraham and Sarah)
- Ram (Isaac)
- Ladder (Jacob)
- Star of David (God's people)
- Coat of many colours (Joseph)
- Tablets (Moses)
- Wheat (Ruth)
- Horn of oil (Samuel)
- Crown (David)
- Temple (Solomon)
- Candle (Prophets)
- Burning altar (Elijah)
- Hammer and sword (Isaiah)
- Heart (Jeremiah)
- Lion (Daniel)
- Trowel (Nehemiah)
- Praying Hands (Elizabeth and Zechariah)
- Lily (Mary)
- Tools (Joseph)
- Shell for baptizing (John the Baptist)
- Angel
- Staff and Sandals (Shepherds)
- Star (Wise Men)
- The Christ Child

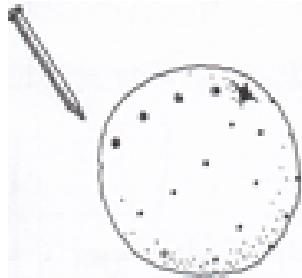
A SPICY GIFT

Another name for Epiphany is Twelfth Night, since it is the twelfth day after Christmas. In Latin America, Epiphany is a bigger celebration than Christmas. This spicy pomander could be a Twelfth Night gift.

The wise men brought gifts of spices to the baby Jesus. Make a fragrant pomander ball for a gift to someone who is important to you.

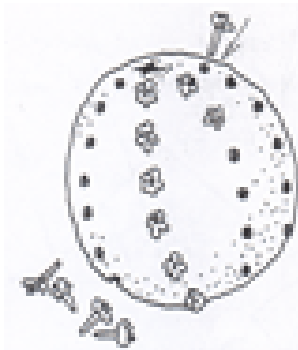
What you need:

- a fat nail
- an orange
- cloves
- ribbon



What you do:

1. Punch holes in the orange with the nail, in any pattern you choose
2. Push one clove into each puncture hole
3. Tie a ribbon around the pomander ball.



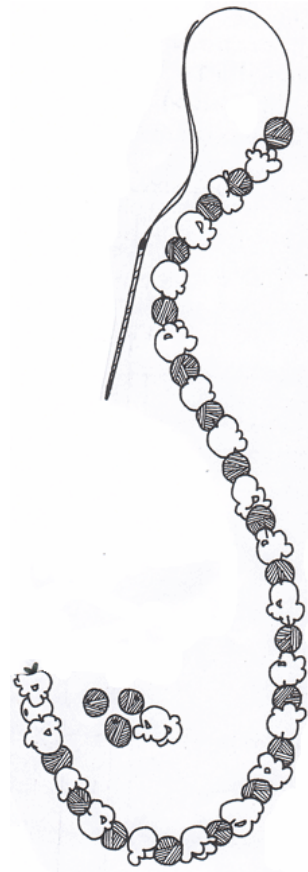
AN OUTDOOR GARLAND

Don't forget God's winter creatures. This garland is a gift of food for the birds!

Make garlands of cranberry and popcorn.

You will need:

- Popped popcorn
- cranberries
- needle
- scissors
- thread



1. Cut a length of thread, double the length of the garland you want to make.
2. Thread a needle onto it. Tie a large knot in the other end.
3. Alternately string cranberries and popcorn onto the thread.
4. Leave enough room at the end to tie a final knot (you will have to cut the needle out of the thread at the end).
5. Hang the garland in a tree near a window, so you can watch the bird enjoy their treat.

ADVENT WREATH LIGHTING PRAYERS

Advent One

One is for God's people
In every age and day.
We are watching for His Coming
We believe and we obey.

The prophet was promising that a light would never be able to extinguish. On this First Advent Sunday we light a candle for the people who have shown that to be true—people who have come out of the gloom of slavery into the light of freedom; people who have endured the humiliation of racism and have not lost their dignity; people who have learned to wait patiently and work expectantly for the coming of the kingdom; people who in the face of death itself have seen the rays of eternal life. This is the good news. The light shines on in the dark and no darkness can overcome it.

Advent Three

And three for John the Baptist,
He calls on us to sing;
"O prepare the way for Jesus Christ,
He is coming, Christ the King."

God sent his messenger, a man named John, who came to tell people about the light, so that all should hear the message and believe. He himself was not the light; he came to tell about the light. This was the real light—the light that comes into the world and shines on all humankind.

We light this Third Advent candle to commemorate John the Baptist, prophet and martyr, who came out of the wilderness to bear witness to the light; and we pray for the people of Central America, that across the mountains and hills of those lands the voice of the prophets may be heard and the people rejoice in the coming of the Kingdom. Across the mountains and hills of those lands the voice of the prophets may be heard and the people rejoice in the coming of the Kingdom.

Advent Two

And two is for the prophets,
And for the light they bring.
They are candles in the darkness,
All alight for Christ the King.

For to us a child is born, to us a son is given; and the government shall be upon His shoulder, and His name will be called Wonderful Counselor, Mighty God, Everlasting Father, Prince of Peace. Isaiah 9:6

We light this Second Advent candle to commemorate all prophets who have proclaimed the coming of the Kingdom of God and have worked for his reign of justice and peace; and we pray that God may bless Africa, Iraq and other war-torn countries, and guide their rulers and grant them peace.

Advent Four

And four for Mother Mary,
"I cannot see the way,
But You promise me a baby.
I believe You, I obey."

Mary's Song of Praise

Mary said, "My heart praises the Lord; my soul is glad because of God my saviour, for he has remembered me, his lowly servant! From now on all people will call me happy, because of the great things the Mighty God has done for me.

We light the Fourth Advent candle for Mary the mother of Jesus, and pray for women the world over that, like her, they may have courage to say "Yes" to God and to a life of liberating love.

Christmas Day

And Christ is in the centre,
For this is His birthday,
With the shining lights of Christmas
Singing: "He has come today."

Eternal God, who made this most holy night to shine with the brightness of Your one true light; bring us, who have known the revelation of that light on earth, to see the radiance of your heavenly glory; through Jesus Christ our Lord.

We light this Christmas candle of Jesus Christ, who came to bring good news to us and to all people, and we pray for all who have gone to announce the good news to others and who celebrate His birthday with them, as he comes, in many happy returns to dwell among us today.

AHA! A PUZZLE GAME

A revelation, another word for Epiphany, is an Aha! experience, a discovery of "Oh! That's what it's all about!" The three kings, the Magi, who travelled long and far, fell on their knees and "rejoiced with exceeding joy" when they found the Christ Child. Now they knew what their journey was all about!

Help the Magi find their way to Jesus.
Follow the star!



CALENDAR—Dec 2004—May 2005



DECEMBER 2004

- ☺ Dec 2nd 6 pm Core Group Dinner Meeting -3491 Hingston Ave
- ☺ Dec 22nd 4pm-5pm Jesus' Birthday @ St. Matthew's Church —for details see flyer



March 2005

- ☺ March 3rd 7:30 pm Kidstuff Meeting—SOUTH SHORE REGION: **All those involved with children from south shore region churches are welcome**



JANUARY 2005

- ☺ Jan 6th 7:30 pm Kidstuff Core Group Meeting—3491 Hingston Ave.



APRIL 2005

- ☺ Sat Apr 9th 10am-2pm Fulford Hall—CHILDREN'S MINISTRY WORKSHOP, watch for details...
- ☺ Sat Apr 23rd 10am-2pm Fulford Hall—GRETCHEN PRITCHARD'S WORKSHOP "LIGHT AND PEACE" Children's After School Programme



FEBRUARY 2005

- ☺ Feb 3rd 7:30pm Kidstuff CITY REGION Meeting @ Trinity Memorial Church, 5220 Sherbrooke St W. at Marlowe- Deanery of Christ Church Cathedral, Deanery of Hochelaga, Deanery of Royalmount, Deanery of LaSalle, Deanery of Western Montreal: **All those involved with children from churches in these deaneries are welcome**
- ☺ Feb 4th 7:30 pm Mailing of Bishop's Lenten Project Package & Lenten Newsletter
- ☺ Feb 9th Ash Wednesday



MAY 2005

- ☺ May 1st 6 pm Kidstuff Meeting @ Holy Trinity Ste. Agathe - LAURENTIANS REGION: **All those involved with children from Laurentians region churches are welcome**
- ☺ May 15th PENTECOST PARTY—Details in our Lenten Issue of the Newsletter