



KIDSTUFF

Anglican Diocese of
Montreal
Committee for
Children's Ministry


PENTECOST 2005

Inside this issue:

A Hidden Gift

One of the fruits of the Spirit is hidden in the puzzle. Say a prayer of thanks for the fruits of the Spirit in your life and ask God to help you to use them.

The Spirit lives within us. Hidden here you will find one way we are filled with His life. Colour all of the spaces with a dot to discover it:



Pentecost Puzzle	1
Kidstuff Mission Statement	2
Pentecost Crafts	3
Summer Crafts	4
The Power of Praise, BLP2005 Update	5
Summer Camps— Inspritus, Crosstalk, Quebec Lodge	6,7
2005 Calendar	8

Recent Donations

As part of its mission to encourage, support and provide resources for children, Kidstuff donated \$50 to SOS Children's Villages Canada. SOS Children's Villages has been giving emergency aid to victims in the wake of the tsunami disaster. A new SOS Children's Village will be built in Sri Lanka.



PLEASE PASS ME ON:

- Sunday school teachers
- Minister
- Youth workers
- Interested parents

KIDSTUFF—our mission, how we are organized

Terms of Reference, submitted to the Resources for Ministry Committee

MANDATE: *The Resources For Ministry Committee has the mandate to ensure that the parishes of the diocese are informed, challenged, encouraged to be active in education, church growth, evangelism, in-reach, resource sharing and new forms of ministry. It shall also oversee diocesan participation in joint projects with parochial, ecumenical, interfaith, community and other related groups. Within these areas of responsibility, and in a manner not inconsistent with the policies established by the Resources For Ministry Committee, the Kidstuff ministry committee shall have as its Mission and Responsibilities:*

Mission:

- 1.1 Kidstuff shall always bear in mind Jesus' teaching on children contained in Mark 9. 36, 37 ; 10. 13-16.
- 1.2 Kidstuff seeks to ascertain the needs of children, and to encourage, support, and provide resources for children, their parents, and those working with them.
- 1.3 As advocates for children and their needs, and to raise awareness in the Diocese to this ministry, Kidstuff organizes events and collects and distributes information via newsletters, the web, and regional resource packs.

Responsibilities:

- 1.4 All members share in annual review of work and degree of participation.
- 1.5 There is a role for a Resource Coordinator.
- 1.6 There is a role for a Newsletter Editor and a Webmaster, who, with input from the Kidstuff members and Resource Coordinator, shall produce the newsletter on a quarterly basis, and keep the website up to date. These roles have the option of replacement on annual basis.
- 1.7 There shall always be a Kidstuff Clergy member providing Pastoral support.

2. MEMBERSHIP: number, criteria for selection, method of appointment for the Members and the Resource Coordinator

- 2.1 Number: The committee shall be composed of not fewer than 4 members, appointed by Diocesan Council upon recommendation by the Nominating Committee and in consultation with Kidstuff. It is expected that there be one Resource Coordinator, one Webmaster, one Newsletter Editor, one Pastoral Advisor, plus a Regional Representative from each region of the Diocese: City, West Island, Laurentians, South Shore, Eastern Townships.
- 2.2 Criteria for selection: Members are expected to be involved in children's ministry within their own parish and/or be able to provide the needed web/newsletter resources to the committee. Members are replaced depending on their continued involvement at the parish level and relative to the ages of their own children, if applicable.

3. TERMS OF OFFICE: length of term, conditions for possible reappointment, for Members and Resource Coordinator

- 3.1 Length of term for each Member is 3 years, renewable based on continued interest of the member. There is no limit to the number of times a member can be re-appointed.
- 3.2 Length of term for Resource Coordinator is 3 years. There is no limit to the number of times a Resource Coordinator can be re-elected. The Resource Coordinator is elected by the Kidstuff members.
- 3.3 Because of the regional nature of the Kidstuff ministry committee, it is expected that members attend at least one meeting every two years to remain a member of the committee. To aid in this, the committee aims to hold a meeting in each of the regions once per year.

.. To see the entire document, please contact one of the current members.

Editorial Note:

KIDSTUFF is published quarterly by The Committee for Children's Ministry, Anglican Diocese of Montreal. Its purpose is to inform and encourage parents and teachers working in children's ministry in this Diocese.

KIDSTUFF is sent to all Children's Ministry Reps in the Anglican Diocese of Montreal, and anyone else who requests it. The newsletter is free of charge.

KIDSTUFF is printed at the Synod Office. It is edited by Valerie Taylor and Nancy Greene-Gregoire. We encourage you to send submissions of ideas and articles to:

KIDSTUFF, The Committee for Children's Ministry ,
Anglican Diocese of Montreal
1444 Union Ave. Montreal,
QC, H3A 2B8

On the web at:
www.montreal.anglican.org/kidstuff

CURRENT MEMBERS:

Valerie Taylor, Chairperson,
ctm@cam.org, (514) 484-1414 (office)

Guy Grolimond, Webmaster
guygrolimond@netscape.net

The Rev. Chris Belle, Clergy Rep. (450) 671-6481 (office)

REGIONAL

REPRESENTATIVES:

Nancy Greene-Gregoire, (City)
ngreene@acm.org (514) 271-8491
Deborah Shane (West Island)
dshane@colba.net (514)694-1269
Vickey Boldo-Deschênes
(Laurentians)
normand.deschenes@polyinter.com
(819) 324-0734

Eastern Townships and South Shore reps needed! If you are involved with your Sunday school children and want to be part of this team, please let us know!

AN ORIGAMI DOVE


Not only is the dove a sign for the Holy Spirit, a dove is also a symbol for peace, as we recall the dove that Noah sent out. When it brought back an olive branch, Noah knew that God's punishment, the flood, had ended.

Make an origami dove to hang in your room, or to send with a message to a friend.

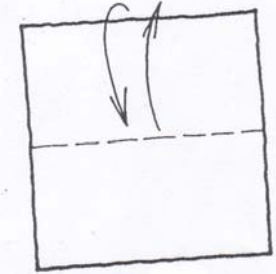
What you need:

Paper (white), and scissors.

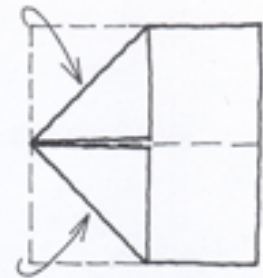
1) start with a square piece of paper.



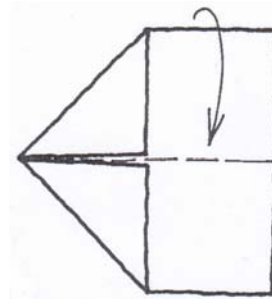
2) fold and unfold.



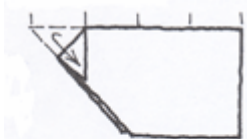
3) fold two corners to centre line.



4) fold paper in half with triangles inside.



5) fold head down 1/2 of top edge.



8) draw triangle shape and acut away shaded



6) fold head backwards on the same crease, creasing well.



7) return head to original position and push down on top fold, reversing the middle crease.



10) completed dove can be decorated or hung.



9) fold up wing. Turn dove over and fold up other wing.



GREAT SUMMER CRAFT IDEAS !

Rock Group

With some paint and a little imagination, your child can turn a pocketful of stones into a family of rock stars or an entourage of stony-faced creatures.

Materials: assorted pebbles and stones
 glue
 acrylic paints and paintbrushes



First, wipe off any sand or dirt and then study each stone to see what its shape or composition suggests. A rough, chunky rock may resemble a crouching cat, a toad, or an owl. Tiny, smooth pebbles can make great ladybugs or bumblebees. A flat, round stone can be used for a snail shell, or a face; long, thin ones make natural arms, legs, and tails.



Rock Group

To make an animal, start with a larger stone as a base for the body. Then, use glue to attach smaller stones for eyes, ears, wings, antennae, and feet. For stone people, glue arms, legs and heads to rock bodies or leave the limbs unattached for future mixing and matching.

Use acrylics to highlight the facial features and paint on hair. Dress the figures any way

you want—in stripes, or checks, ties or dresses, tutus or Stetsons.

Beach Footprints

On beach vacations, sand seems to end up everywhere, especially between the toes. A simple plaster-casting project lets your child capture that sandy barefoot feeling—and a record of his foot.



Materials: Plaster of Paris (buy it in a hardware, craft, or hobby store)
 small bucket
 water (seawater works fine)
 4-inch length of string or wire (for hangers if desired)

Choose a site to cast your molds—the moist, hard-packed sand near (but not too near!) the water's edge works best. Have your child firmly press both feet into the sand. The prints should be 1 1/2 to 2 inches deep. Mix up the plaster of Paris according to the directions on the package—it should have a thick, creamy consistency. Pour the plaster gently into the prints. If you want to make hangers, tie a knot about a half inch in from each end of your pieces of wire. As the plaster hardens push the knotted ends into the plaster and let dry. After 10–15 minutes, gently dig the footprints out and brush away any excess sand. Set sole-side up in the sun for a while to harden.

The Power of Praise . . . Condensed article by Todd Cartmell, author of *Keep the Siblings, Lose the Rivalry & Parent Survival Guide* (Zondervan), from *Christian Parenting Today*, Spring 2005 Issue

What would you like your child to think when he or she makes a good choice? A) Nothing at all, B) "That was the most stupid thing I've ever done.", or C) "That was great. I'm glad I did it. I should do that again!" ...If you chose C), I've got great news for you: You've got the power to make it happen. Your words have an incredible impact on what your child thinks. How many children finally learned to ride a bike because their parents assured them they could do it if they didn't give up? Or how many perfectly normal girls have thought they were fat because their dad jokingly called them "chubby"?

The reason your words have so much power (for good or bad), is that in a child's world, parents are a trusted source of "truth". If you say it, it must be true. This is why it's so important you choose your words wisely. Proverbs 16:24 reminds us "pleasant words are a honeycomb, sweet to the soul and healing to the bones."

Positive words from a parent are something kids want to hear again and again. All you need to do is consistently link these words with a specific behaviour. The reasoning is simple: You can't increase the behaviour if you don't consistently reinforce it, and you can't reinforce it if you are not aware of it. And you won't be aware of it unless you are watching carefully for it.

Once you see the behaviour, immediately give your child a specific verbal reward (SVR). An SVR soaks your child with warm parental attention while giving her a highly detailed description of positive behaviour that just made the whole thing happen. In short, you make Susie so glad she listened the first time that she thinks she just won the lottery. Then you let her know exactly what she did to create this wonderful experience, so she'll know exactly how to make it happen again!

Here are some examples:

"Johnny, you did a great job listening the very first time I asked you!"

"Susie, I just heard you say, "That's OK, I can go out later," when Mom said you couldn't go

outside right now. That's a great way of being respectful when you have to wait for something."

"Hey, I was just watching you guys play your game and Brandon, I saw you let Michael go first. Michael I heard you tell Brandon he did a good job. You're both doing a great job of playing in a friendly and respectful way."

Your goal is to pour on the SVR's at least five times each day for each of your children. You will be amazed at the results. Susie will learn mom and dad are paying attention to her fast listening. She'll do it more often. If she does it more often she will soon start to do it without thinking. It becomes a new habit. You can help your child change her behaviour by using the power of praise. This behaviour tool is more powerful than you can imagine. Are you using it to its fullest potential?

BLP 2005— The Comfy Cozy Fund

The Comfy♥Cozy fund

This new fund is being supported by the Bishop's Lenten Project 2005. It will benefit the children in the Montreal Children's Hospital Oncology/Haematology Ward. This June, 2005, Cameron, one young cancer patient, will be finished his treatment. This journey is about much more than crossing the finish line. It is in Cameron's honour for braving 910 days of treatment, including 154 finger pricks (blood checks), 42 injections of chemotherapy, 23 lumber punctures, 2 surgeries, several bone marrow aspirations along with nightly doses of oral chemotherapy. We know how lucky we are and we know many other families that are not as fortunate as us, we do this in their honour as well. *When your parish has finished collecting for the BLP 2005, please send in your cheque, and any pictures you may have, to the Diocesan Office. Total to date is \$1,484.37—thanks so much!*

INSPiRiTUS 2005

Christian Creative Arts Camp *** *Camp Chrétien des Beaux-Arts*

~ Music ~ Visual Arts ~ Dance ~ Theatre ~ Creative Writing ~
~ Swimming ~ Outings ~ Games ~ Bible ~
~ *Musique ~ Arts visuels ~ Danse ~ Théâtre ~ Composition ~*
~ *Natation ~ Sorties ~ Jeux ~ Bible ~*

Dates:-Session1- July 4 to July 22 / du 4 juillet au 22 juillet

Session2-July25-August12 / 25juillet-12aout

Monday to Friday, 9:00am to 4:30pm* | *lundi a vendredi, 9h00 a 16 h30**

* extended care available | * *heures prolongées disponible*

8:00am-9:00am & 4:30pm-5:30pm | *8h00-9h00 et 16h30-17h30*

Église Madison Baptist Church (6297 Monkland & Madison)

Children 5 to 12 years / *les enfants de 5 a 12 ans*

Small groups & excellent staff / petits groupes & moniteurs(trices) excellent(e)s

Cost / *frais* : *225\$ (before May 31 / *avant le 31 mai*) , *270\$ (after June 1 / *apres le 1 juin*)

(per session / *par session*)

* Bursaries available / *Bourses disponibles*

Deposit of 50\$ for registration / *dépôt de 50\$ pour l'inscription*

CROSSTALK JUNIOR CAMPS 2005



"Do you like gifts? Come to Junior Camp and find out about the present that God gives us when we believe in Jesus." (quote from speaker Rae Bickford).

This year Junior Camp is August 14-20. It is held at Cedar Lodge, past Magog. Registration deadline is Aug 10th. Bursaries are available in case of financial need.



Questions? Email ctm@cam.org, go to <http://www.cam.org/~ctm/juniorcamp/> or call 514-484-1414 for

CrossTalk Day Camps- 2005

Traveling team members spend 4 of their 6 weeks on a team of 2 to 4 people, visiting various parishes across Canada, leading Day Camps for Children between the ages of 4 and 12. In each parish the team works with the Clergy, Coordinator and parish team to run the Day Camp. The Traveling team acts as leaders for both the children and parish. Before these 4 weeks, 2 weeks are spent in training. The 6 weeks of Day Camps fly by, filled with fun, travel, fellowship and best of all a sense of having accomplished amazing things for God! Many spaces are still available in our diocese. Contact ; <http://www.cam.org/~ctm/daycamps/daycamps.html> for information.

Parish Training	Res. Training	Week 1	Week 2	Week 3	Week 4
June 25-July 3	July 3-9	July 9-July 17	July 18-25	July 25-Aug 1	Aug 1-8
TEAM 1: St. George's, Montreal St-Anne's			Knowlton	St. Joseph's Brossard	
TEAM 2: St. Matthew's Montreal Hampstead				St. James, Hudson	
TEAM3: St. Barnabas, Toronto St. Lambert Region		Trinity Church Barrie		Christ Church Ingleside	
TEAM4: Manitoba		St. Charles,	St. Michael Gimli	St. Ignatius Winnipeg	St. Aidan's Winnipeg
TEAM 5: Newfoundland					
TEAM 6: New Brunswick		Parish of Derby		Parish of Hardwicke	

QUEBEC LODGE SUMMER 2005

Quebec Lodge Camp



This year the schedule for Quebec Lodge has been changed.

First Junior will be July 3 to 9;

Second Junior will be July 24 to 30. Both Junior sessions are for ages 6-11. A typical day includes Chapel and sports in the morning (Basketball, archery, volleyball and crafts). In the afternoon we go to the beach for swimming and canoeing. In the late afternoon we do Interest Groups: writing home, friendship bracelets, nature study... After supper there will be a special event such as a wide game, carnival or talent show. The day normally ends with a Camp Fire.

First Senior will be from

July 10 to 23. This session is for ages 10-13. For the first time this year we are accepting registrations for one week if campers are not able to attend both weeks. Those attending the first week can sign up for some special daily activities including a horseback trail ride, climbing wall, an introduction to snorkeling and a river canoe trip.

Those attending the second week will have a variety of instructional "options" to choose from including: a horseback riding course, woodworking, crafts, sailing, watercraft, and survival skills. There is also an option called "Brainercize" which includes a variety of games such as chess and backgammon along with various menza puzzles. All these "options" include four sessions. The special activities and op-

tions are in addition to the regular activities of sports, crafts, chapel, Bible Study, swimming and boating.

For the first time this summer Quebec Lodge is offering Pioneer Camps for ages 9-11. The Pioneer Camps have traditionally been offered just for those age 12-15 and have been very popular. Held on a small site near to Quebec Lodge these sessions include an emphasis on hiking and outdoor living. Campers take it in turn preparing the meals. Each session is limited to just 20 campers. Quebec Lodge also has a variety of sessions for those age 12-15.

For more information check out www.quebeclodge.com or call 888/873-3130 or 819/842-2286.


Quebec Lodge has a Bursary Fund to assist families who can not afford the regular camp fees.

2005 CALENDAR—May-June



MAY 2005

- ☺ May 1st Pentecost Newsletter Mailing Date
- ☺ May 5th 6 pm Kidstuff Meeting @ Holy Trinity Ste. Agathe - LAURENTIANS REGION: **All those involved with children from Laurentians region churches are welcome**



"But you shall receive power when the Holy Spirit has come upon you. And you shall be my witnesses."
Acts 1:8

Read the story of Pentecost in Acts 1 and 2.



JUNE 2005

- ☺ June 3rd & 4th—Festival celebrating our Worldwide Anglican Communion @ Christ Church Cathedral—includes children's events and activities on the 4th
- ☺ June (date TBD) Kidstuff Core Group Dinner Meeting—6pm
- ☺ June 25th to Aug 20th—Summer Camps in many locations—see pages 6&7 for details



Dates for future Kidstuff meetings and planning for fall events will take place at the June meeting. Look for this info in our Thanksgiving Newsletter.